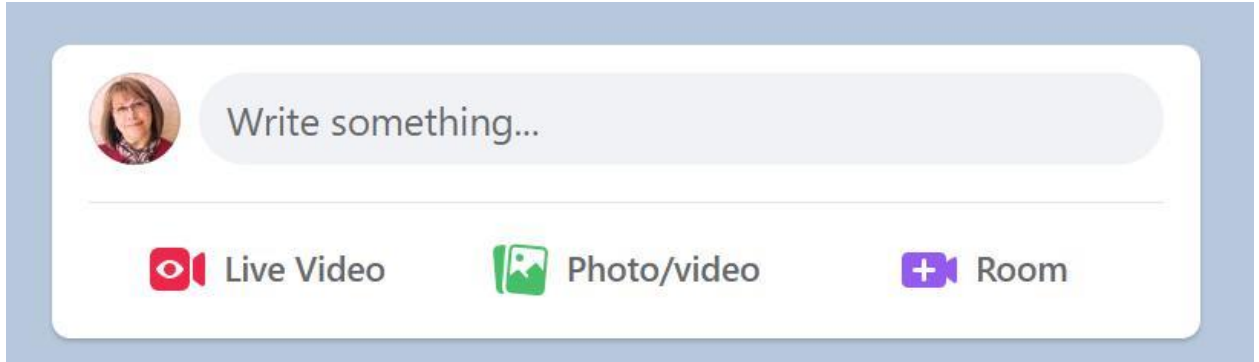
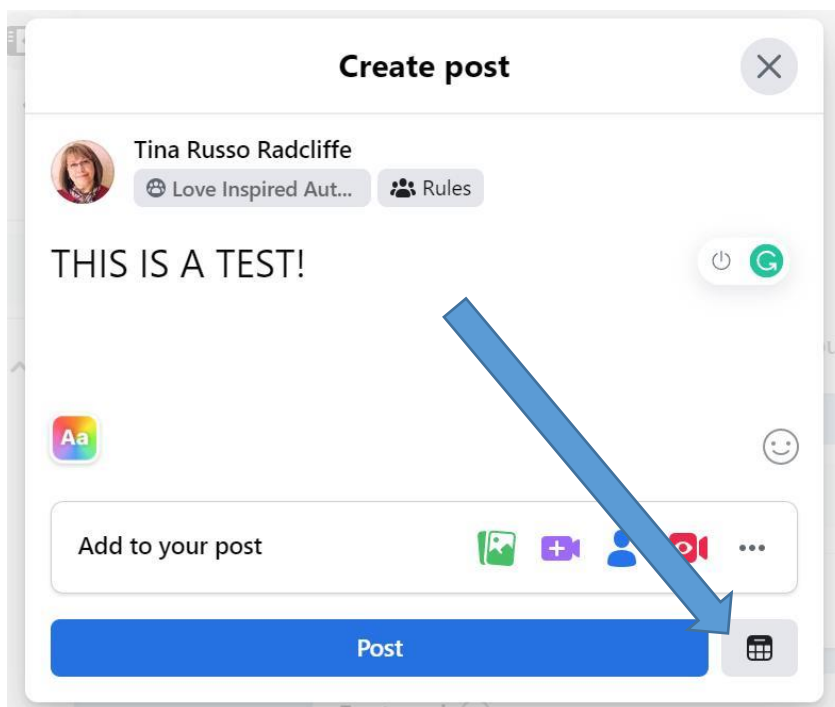


How to PreSchedule in the LIAR Group.

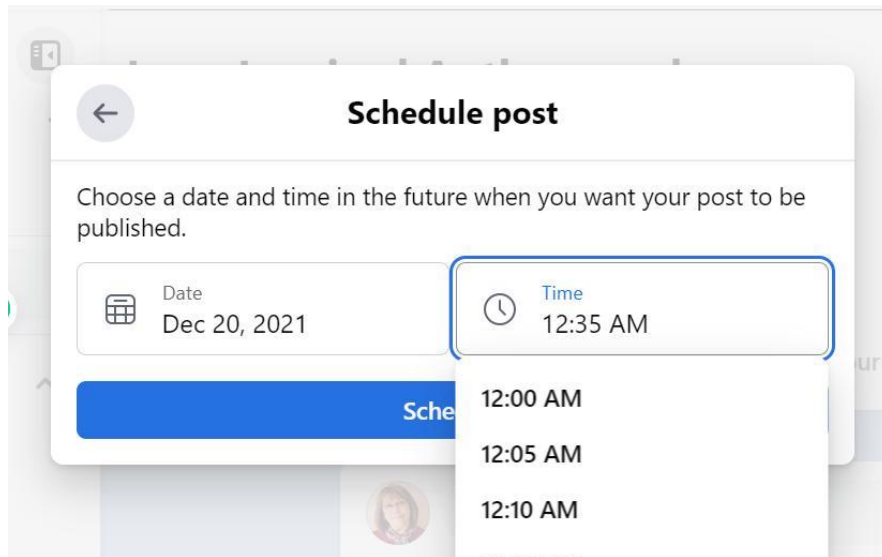
1. Ask for admin privileges. (Must be a personal page)
2. Create a post where it says WRITE SOMETHING. Add your image as well.



3. Click on the little calendar in the bottom right hand corner.



4. Schedule. (It schedules to YOUR personal time zone) Once you are done click on the blue bar that Says SCHEDULE.



For more posts, repeat.

Note:

1. For a video it will take longer to load.
2. If it shows that you are selling something, go to your post and edit and remove the sale format.
3. To check your post is actually scheduled, go to the far left column and scroll down to

Scheduled Posts and click on it.

## Manage group



Home

Admin tools



Member requests

0 new today



Badge Requests

0 new today



Automatic member approvals



Membership questions



Pending posts

0 new today



Scheduled Posts

18



Activity log

